

Assembly instructions: Apple iPhone 6s & 6s Plus Carbon Cover






Congratulations to your new carbon cover.



This cover was produced in costly manufacturing processes for the iPhone 6s & 6s Plus and is subject to a 100 % control prior to delivery.

The accurate fit and precision of the case considerably increase the protective factor, but require some care during assembly and dismantling.





In order to avoid damages to your iPhone or carbon cover, please observe the following:

- Despite careful packing damages can occur during transport.
Please check cover for damages prior to first assembly. The cover should in no case be assembled if damaged.
- Please work over a table in order to avoid dropping.
- Prior to inserting, iPhone and carbon case should be cleaned; no dirt particles should be between cover and iPhone.
- Careful and sensible assembly, don't use any force – it works without.
- Don't use any sharp or edged things, such as knives etc.

1.		Align carbon cover evenly with cell phone according to the gaps for operating buttons and openings for plugs.
2.		First insert left side with volume and ring tone buttons !
3.		Put the attached assembling aid centrally between iPhone and cover in front of the standby gap!
4.		Then press phone into the protective cover in the upper part
5.		... and push completely upwards.

6.		<p>Now press the lower part of the cover carefully over the frame of phone.</p>
7.		<p>Pull out assembling aid upwards - ready!</p>

Disassembly instructions: Apple iPhone 6s & 6s Plus Carbon Cover

1.		<p>Press down lower part of iPhone cover with thumb</p>
2.		<p>... and the same in the middle of the telephone.</p>
3.		<p>Then take off cover from below -</p>
4.		<p>Ready!</p>

You can see a short movie regarding assembly and disassembly on our YouTube channel 2RTec.

We accept no responsibility for assembly and disassembly nor for damages resulting thereof!

Returns only:

- with short details about reason
- completely and in original packing
- with copy of sales slip